


## Paediatric Day Surgery Unit

# Children going home after a Squint Repair



## How long will it take my child to recover?

It will probably take around 7 to 10 days before your child recovers fully from the operation. During this time keep your child away from school and nursery. Make sure your child has things to do but allow for rest times as well.



## How will my child be feeling?

Your child's eye may be swollen, bruised and bloodshot. There may be some difficulty in opening the eye. This is due to the operation and will gradually get better over the next 10 days. The bloodshot can last up to 4 weeks or more. Your child may also complain of a 'gritty' feeling in their eye and this is normal.

## Is there anything my child should avoid?

- Don't let your child rub the eye as this may make the eye sore.
- Make sure that your child is kept out of bright light which can cause pain to the eye.
- Don't allow your child to take part in activities which may cause the eye to be bumped, for example, ball games.
- To avoid swimming for 4 weeks.

## Does the eye need a dressing?

A dressing is not necessary. Just keep the eye clean and apply the drops or ointments as prescribed.

## Cleaning the eye and applying drops and ointment

It may be a good idea to give some pain relief, for example, paracetamol, before cleaning the eye or applying eyedrops or ointment. When using paracetamol, follow the instructions on the bottle or pack, a nurse will advise you when and how often to give this.

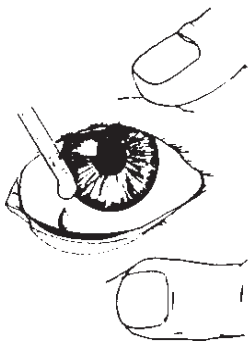
### Cleaning the eye

Use boiled water which has been left to cool and cotton wool.

Taking a clean piece of cotton wool for each eye, wipe gently from the inside to the outside.

Your child may be discharged with drops or ointment depending on what your consultant has prescribed. If so, follow the advice on the next page.

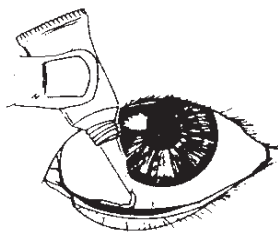
### Applying drops



Your child should be sitting comfortably with the head tilted back.

- Gently open the eye, ask your child to look up.
- Pull the lower lid down and allow the drop to fall into the eye.
- Close the eye and wipe away any spillage with a clean tissue.

### Applying ointment



Your child should be sitting comfortably with the head tilted back.

- Gently open the eye, ask your child to look up.
- Gently pull down the lower lid.
- Apply the ointment along the lower lid.
- Close the eye and wipe away any excess with a clean tissue.

## Will my child come back for a check up?

A follow up appointment will be made and either given to you before your child goes home, or sent to you in the post.

## Remember:

If you have any problems over the weekend or require some advice, contact:

Children's Ward,  
Calderdale Royal Hospital  
Tel: (01422) 223277  
After this please contact your family doctor.

**If you have any comments about this leaflet or the service you have received you can contact :**

Sister  
Paediatric Day Surgery  
Huddersfield Royal Infirmary  
Telephone No. (01484) 342111

[www.cht.nhs.uk](http://www.cht.nhs.uk)

**If you would like this information in another format or language contact the above.**

Potřebujete-li tyto informace v jiném formátu nebo jazyce,  
obraťte se prosím na výše uvedené oddělení

Jeżeli są Państwo zainteresowani otrzymaniem tych  
informacji w innym formacie lub wersji językowej,  
prosimy skontaktować się z nami, korzystając z ww.  
danych kontaktowych

ਬ ਤੁਸੀਂ ਇਹ ਜਾਣਕਾਰੀ ਕਿਸੇ ਹੋਰ ਪ੍ਰਾਚੂਰ ਜਾਂ ਭਾਸ਼ਾ ਵਿੱਚ ਲੈਣਾ ਚਾਹੁੰਦੇ ਹੋ,  
ਤਾਂ ਕਿਰਪਾ ਕਰਕੇ ਉਪਰੋਕਤ ਵਿਭਾਗ ਵਿੱਚ ਸਾਡੇ ਨਾਲ ਸੰਪਰਕ ਕਰੋ।

اگر آپ کو یہ معلومات کسی اور فارمیٹ کی زبان میں درکار ہوں، تو  
برائے مہربانی مندرجہ بالا شعبے میں ہم سے رابطہ کریں۔

"إذا احتجت الحصول على هذه المعلومة بشكل مغاير أو مترجمة إلى لغة مختلفة فيرجى منك الاتصال بالقسم  
المذكور أعلاه"